



DOORS TO YOUR WORLD

www.veltadoors.ro

DOORS FOR



EVERYONE



OUR STORY

The story of the door begins long before it reaches you. It starts in the forest, where the wood comes from and it continues in two local factories, near Reghin, where modern equipment, operated by specialists, transforms raw material into a living substance. But the true story of the door only begins when it can be opened or closed: in your home – blending functionality with aesthetics.

The Velta Doors brand was born from the merger of two leading names in the Romanian market: Eco Euro Doors and Workshop Doors. This collaboration represents a strong commitment to quality, durability, and timeless design, bringing together the vast experience and advanced technologies of both manufacturers to deliver tailored solutions for any type of space.



THE COMPANY

With over two decades of experience, Eco Euro Doors has consistently invested in modernizing and optimizing its 10,000 sqm production facility – but above all, in the people who work with care and respect for one of the most precious resources: wood. The production spaces are equipped with advanced technologies, including a section with automatic robots for painting, enabling the creation of products well known for their elegant design and lasting durability.

WORKSHOP DOORS

Workshop Doors is a well-established name in the door industry, having pioneered the production of non-rebated doors in 2014 and becoming the first manufacturer of modular doors in 2019. With over 22,000 sqm of production space and passionate local craftwork, Workshop Doors brings to life unique solutions tailored to individual needs. In 2024, the company's portfolio expanded to include acoustic slat panels, now available both nationally and internationally.

Together, Eco Euro Doors and Workshop Doors intend to redefine the industry standards by offering more than 250,000 products annually that harmoniously combine technological innovation with craftsmanship and are environmentally friendly, with wood sourced from responsibly managed forests showing the commitment to sustainability.

The new brand, Velta Doors, is designed for those who seek more than just functionality – offering a distinctive design element that adds personality and value to every space.



WHAT THE VELTA DOORS BRAND STANDS FOR

Velta Doors means interior doors with personality – combining functionality and quality materials with modern design.

A door is a statement about who you are. It gives you the freedom to define your space exactly the way you want it, without compromise.

In every door we create, we deliver quality and beauty to all those who choose to step into the world of Velta Doors.

Our collection offers a wide range of interior doors available in various styles, colors, and finishes – all made with premium materials and modern production techniques.

Discover them all!

1

**PANTOGRAPHED DOORS
COLLECTION**

| | |
|-------------------|----|
| Velta Soleil | 13 |
| Velta Claire | 14 |
| Velta Bucovina | 15 |
| Velta Three Lines | 15 |
| Velta Cube | 16 |
| Velta Matca | 17 |
| Velta Infinity | 18 |
| Velta Losanj | 19 |
| Velta Arc | 20 |
| Velta Inline | 20 |
| Velta Făgăraș | 21 |

2

**PREMIUM LIVING
COLLECTION**

| | |
|----------------|----|
| Velta Robust | 25 |
| Velta Sara | 26 |
| Velta Cindrel | 27 |
| Velta Patras | 28 |
| Velta Călimani | 29 |
| Velta Ciucaș | 30 |

3

**CLASS LIVING
COLLECTION**

| | |
|----------------|----|
| Velta HDF L | 35 |
| Velta HDF P | 36 |
| Velta HDF D | 37 |
| Velta HDF T | 38 |
| Velta HDF | 39 |
| Velta Anatolia | 40 |

4

FOILED CELLULAR DOORS

| | |
|--------------------|----|
| Velta Karpat | 47 |
| Velta Karpat A02 | 47 |
| Velta Karpat G | 48 |
| Velta Karpat Solo | 48 |
| Velta D80 | 49 |
| Velta D80 Raluca | 49 |
| Velta D80 Ioana | 50 |
| Velta D80 Gol D2 | 50 |
| Velta D80 Gol II | 51 |
| Velta Karpat WDECO | 51 |

LAMINATED DOORS

| | |
|--------------------------|----|
| Velta Linneya | 52 |
| Velta Bella | 52 |
| Velta Bella with window | 53 |
| Velta Dora | 53 |
| Velta Amyra | 54 |
| Velta Amyra with window | 54 |
| Velta Kira with window | 55 |
| Velta Maya | 55 |
| Velta Mirra | 56 |
| Velta Tisa | 56 |
| Velta Tisa with window | 57 |
| Velta Lotru | 57 |
| Velta Karina with window | 58 |

5

SLIDING DOORS

| | | | |
|------------------------|----|--------------|----|
| Velta Kira | 59 | Velta Tisa | 68 |
| Velta Kira with window | 59 | Velta Bella | 68 |
| Velta Rino | 60 | Velta Mod | 69 |
| Velta Mod | 60 | Velta Exmoor | 69 |
| Velta Mod with window | 61 | Velta Maya | 69 |
| Velta Tisa | 61 | Velta Karpat | 69 |
| Velta Tisa with window | 62 | | |
| Velta Maya | 62 | | |
| Velta Tarra | 63 | | |
| Velta Karina | 63 | | |
| Velta Smart | 64 | | |

6

ECONOMIC DOORS

| | |
|----------------|----|
| Velta Anatolia | 72 |
| Velta HDF | 73 |
| Velta Eco | 74 |

7

RIBBING PANELS

| | |
|----------------------|----|
| MDF Acoustic panel | 79 |
| MDF Decorative panel | 80 |

PANTOGRAPHED DOORS COLLECTION

Creativity and Elegance, Blended with Art

The Velta Doors pantographed collection explores a new territory, where art and design meet in order to offer sophisticated and innovative interior solutions.

The pantographed doors are carefully painted, incorporating elaborate three-dimensional patterns that add that distinctive artistic touch.

Perfectly suited for interiors inspired by neoclassical or modernist styles, they're designed for rooms with personality. Each model in this collection is a true collector's piece – ideal for those who value both functionality and exceptional aesthetics.



TECHNICAL INFORMATION:

The Pantographed Door Collection features flush (non-rebated), reversible doors. Each door face is CNC-carved with various modern designs and finished with eco-friendly, water-based enamel paint.

The doors are delivered as a frame + door leaf package with gasket and lock installed. The hinges and counterplate are delivered unmounted to allow the customer to choose the direction of door opening.

DIMENSIONS

Standard doors are manufactured in the following dimensions:

2050 mm x 660 mm/760 mm/860 mm
2030 mm x 680 mm/780 mm/880 mm

On request, atypical dimensions can also be made.

PRODUCT VARIANTS

In addition to the basic product, these door models can be made as sliding doors, double doors and storage doors.



VELTA SOLEIL



VELTA CLAIRE



VELTA BUCOVINA



VELTA THREE LINES



VELTA CUBE



VELTA MATCA



VELTA INFINITY



VELTA LOSANJ



VELTA ARC



VELTA INLINE



VELTA FĂGĂRAȘ




VELTA SOLEIL



WHITE




VELTA CLAIRE



WHITE



VELTA
BUCOVINA



WHITE



GRAY




VELTA THREE
LINES



WHITE



VELTA CUBE



WHITE




VELTA MATCA



WHITE



VELTA
INFINITY



WHITE



VELTA
LOSANJ



VELTA ARC



VELTA INLINE



VELTA
FĂGĂRAȘ

PREMIUM LIVING COLLECTION

Distinction for Sophisticated Interiors

For the Premium Living cellular door collection, we've selected the most refined materials available. From the softwood timber used in the door frame to the carefully chosen enamel finishes, every element is designed to deliver exceptional performance in a contemporary design.

Finished with a high-quality, robot-assisted water-based enamel coating, these doors offer a perfect balance of clean lines and subtle elegance. The result is a smooth, velvety surface that feels as soft as it looks – a door that harmonizes beautifully with your home's light and atmosphere.

The extended color palette starts with bright white and flows into a variety of gray shades. Based on your suggestions, we've selected a core range of cool and warm tones – and included a bold black option, because we love a modern, contemporary style.



TECHNICAL INFORMATION:

The Premium Living painted doors feature profiled HDF panels. The interior is reinforced with a stabilizing honeycomb core, providing strength, lightness, and easy handling. Fixed frames are made from solid softwood, while adjustable frames are available in either veneered or painted MDF. Depending on the door panel design, the doors can be full or include openings with ornamental glass.

Each product is coated in two layers of eco-friendly, water-based enamel paint.

DIMENSIONS

The doors come as a package: frame + door leaf, with hinges, gasket and lock installed. Standard doors have the following complete door dimensions (leaf+frame):

2050 mm x 660 mm/760 mm/860 mm

2030 mm x 680 mm/780 mm/880 mm

On request, atypical dimensions can also be made.

PRODUCT VARIANTS

In addition to the basic product, these door models can be made as sliding doors, double doors and storage doors.



VELTA ROBUST



VELTA SARA



VELTA CINDREL



VELTA PATRAS



VELTA CĂLIMANI



VELTA CIUCAȘ



WHITE




ANTHRACITE



BLACK




VELTA
ROBUST



WHITE




VELTA SARA



WHITE




ANTHRACITE



BLACK



VELTA CINDREL




WHITE



GRAY




VELTA PATRAS



WHITE




ANTHRACITE




BLACK




VELTA
CĂLIMANI



ALB




ANTHRACITE



BLACK



VELTA CIUCAȘ



CLASS LIVING
COLLECTION

Elegance and
Durability in
Every Detail

The Class Living doors from Velta Doors bring together premium materials and distinctive design, exploring new possibilities in style and quality. Made from a combination of wood and MDF, these doors offer a refined aesthetic along with strength and versatility.

The Class Living cellular door collection reflects the craftsmanship of our skilled people, who take pride in delivering close to perfect finishes. The color palette is aligned with current design trends.

This painted door range is available in both rebated and non-rebated versions.



TECHNICAL INFORMATION:

The Class Living painted doors feature a stabilizing honeycomb core, ensuring durability, slimness, and ease of handling. Fixed door frames are made from solid softwood, while adjustable frames are crafted from veneered or painted MDF. Depending on the design, the door panels may include openings filled with decorative glass. Each door is finished with water-based enamel paint for a high-quality, eco-conscious result.

The doors come as a package: frame + door leaf, with hinges, gasket and lock mounted.

DIMENSIONS

2050 mm x 660 mm/760 mm/860 mm
2030 mm x 680 mm/780 mm/880 mm

On request, atypical dimensions can also be made.

PRODUCT VARIANTS

In addition to the basic product, these door models can be made as sliding doors, double doors and storage doors.



VELTA HDF L



VELTA HDF P



VELTA HDF D




VELTA HDF T



VELTA HDF



VELTA ANATOLIA



WHITE



BLACK



ANTHRACITE




VELTA HDF L




VELTA HDF P




VELTA HDF D



WHITE




BLACK




ANTHRACITE



VELTA HDF T



WHITE




BLACK




ANTHRACITE




VELTA HDF



WHITE




BLACK



ANTHRACITE



VELTA
ANATOLIA



FOILED CELLULAR LAMINATED DOORS/ MODULAR LAMINATED DOORS

Visual Diversity and Enhanced Durability

Explore the Velta Doors Foiled Collection, where contemporary design meets visual flexibility. These doors are both durable and adaptable, making them ideal for a wide variety of spaces and purposes.

The unique foiling process involves applying a special adhesive film to the door's surface, offering a wider range of textures and colors that complement multiple interior styles. From smooth finishes to textured effects – even 3D appearances – this collection brings character and versatility to any room.

These doors are resistant to scratches and the foiled surface is also easy to clean and maintain, ensuring long-lasting beauty. The efficient and fast application process allows for personalized designs without affecting the door's structure.



TECHNICAL INFORMATION:

With frames, door panels, and casings made from MDF, the Foiled Door Collection ranges from simple solid colors to textured and 3D-effect finishes. Some models also include openings filled with clear ornamental glass for added variety.

Each foiled door includes:

- A door panel made from an MDF frame with a stabilizing honeycomb core, fixed with staples and covered on both sides with HDF foiled surfaces.
- A door frame made of two vertical posts and one crosspiece, available as either a rounded fixed frame or an adjustable frame.

DIMENSIONS

Standard doors are manufactured in the following dimensions:

2050 mm x 660 mm/760 mm/860 mm
2030 mm x 680 mm/780 mm/880 mm

Fixed frame doors are manufactured in the following dimensions:

2020 mm x 660 mm/760 mm/860 mm

On request, atypical dimensions can also be manufactured.

PRODUCT VARIANTS

In addition to the basic product, these door models can be manufactured as sliding doors, double doors and storage doors. Our Foiled door range collection consists of cellular doors with rebate.

FOILED CELLULAR DOORS



VELTA KARPAT



VELTA KARPAT A02



VELTA KARPAT G



VELTA KARPAT SOLO



VELTA D80



VELTA D80 RALUCA



VELTA D80 IOANA



VELTA D80 GOL D2



VELTA D80 GOL D II



VELTA KARPAT
WDFCO

LAMINATED DOORS



VELTA LINNEYA



VELTA BELLA



VELTA DORA




VELTA AMYRA



VELTA AMYRA
WITH WINDOW



VELTA KIRA
WITH WINDOW



VELTA MAYA



VELTA MIRRA



VELTA TISA



VELTA TISA
WITH WINDOW



VELTA LOTRU



VELTA KARINA
WITH WINDOW

MODULAR LAMINATED DOORS



VELTA KIRA



VELTA KIRA
WITH WINDOW



VELTA RINO



VELTA MOD



VELTA MOD
WITH WINDOW



VELTA TISA



VELTA TISA
WITH WINDOW



VELTA MAYA



VELTA TARRA



VELTA KARINA



VELTA SMART



ANTHRACITE

ASH

CHAMPAGNE GRAY

GRAY

VELTA
KARPAT



ANTHRACITE

ASH

GRAY

VELTA
KARPAT A02



ANTHRACITE ASH



VELTA
KARPAT G



ANTHRACITE ASH



VELTA
KARPAT SOLO



WHITE WALNUT OAK WENGHE
ANTHRACITE GRAY WENGHE



VELTA D80
RALUCA

VELTA D80





WHITE BROWN



WHITE WALNUT WALNUT 2 OAK



ANTHRACITE GRAY WENGHE



VELTA D80
IOANA



VELTA D80
GOL D2



WHITE WALNUT WALNUT 2 OAK



ANTHRACITE GRAY WENGHE



WHITE




VELTA KARPAT
WDECO




VELTA D80
GOL II



ANTHRACITE




ANTHRACITE




CHAMPAGNE GRAY



ANTHRACITE



CHAMPAGNE GRAY



WHITE



VELTA
LINNEYA



VELTA
BELLA




VELTA BELLA
WITH WINDOW



VELTA DORA



WENGHE



WHITE




WENGHE




VELTA AMYRA



VELTA AMYRA
WITH WINDOW




WHITE



CHAMPAGNE
GRAY




OAK



BLACK



GRAY



CHAMPAGNE
GRAY



STONE GRAY




VELTA KIRA
WITH WINDOW




VELTA MAYA



ANTHRACITE



WHITE



ANTHRACITE



CHAMPAGNE
GRAY



ASH




VELTA MIRRA



VELTA TISA



ASH




CHAMPAGNE
GRAY



VELTA TISA
WITH WINDOW



VELTA LOTRU



WHITE



ASH



WENGHE




VELTA KARINA
WITH WINDOW




OLIVE



STONE GRAY




WHITE



CHAMPAGNE
GRAY



OAK



BLACK



VELTA KIRA



VELTA KIRA
WITH WINDOW



VELTA RINO



VELTA MOD



VELTA MOD
WITH WINDOW



VELTA TISA



ASH



OLIVE




STONE GRAY



OLIVE



AFRICAN
WALNUT



VANILLA



NORTH PINE



AFRICAN
WALNUT



TISA WITH
WINDOW



VELTA MAYA



VELTA TARRA



VELTA KARINA



NORTH PINE



AFRICAN
WALNUT



VELTA SMART



SLIDING DOORS COLLECTION

Elegance and Efficiency in Motion

The Sliding Door Collection from Velta Doors sets a new standard in adaptability, paired with modern aesthetic solutions. These doors maximize space usage while creating a smooth, continuous flow between rooms.

The horizontal sliding system helps save valuable space, making it ideal for small to medium-sized rooms where traditional hinged doors may be impractical.

The mechanism ensures silent, smooth opening and closing, adding both comfort and style to your interior.



TECHNICAL INFORMATION:

Sliding doors are designed without a rebate and without a frame.

The door leaf frame can be made of solid wood or MDF and for the door faces, it can be chosen any of the door faces from the other ranges.

Most doors in our portfolio can be manufactured as sliding versions, provided their dimensions are suitable.

Each door is delivered as a panel with an integrated recessed handle.

To install the door, a sliding hardware kit is required, which can be purchased separately based on the client's preferences.

On request, we can also produce doors customized for compatibility with different types of sliding systems.

DIMENSIONS

Standard doors have the following dimensions:

2070 mm x 815 mm

2060 x 850/950 mm

On request, atypical dimensions can also be made. Also on request, they can be made like any door presented in the catalog.



TISA SLIDING DOOR
ANTHRACITE



TISA SLIDING DOOR
ASH



BELLA SLIDING DOOR
CHAMPAGNE GRAY



BELLA SLIDING DOOR
WHITE



MOD PANEL
SLIDING DOOR
STONE GRAY



EXMOOR
SLIDING DOOR
WHITE



KARPAT SLIDING DOOR
CHAMPAGNE GRAY



MAYA SLIDING DOOR
STONE GRAY



ECONOMIC DOORS COLLECTION

Functionality and Versatility at an Affordable Price

The doors in this range represent affordable options while being suitable for any type of room.

The fact that they can be painted leaves the buyer with a wide range of color and design options. The products are durable and versatile.

Made from quality I door faces give us the opportunity to manufacture a product that we can be proud of, regardless of the circumstances. We just don't paint it anymore. That's all.



TECHNICAL INFORMATION:

The range of economical doors has a door leaf frame made of solid softwood and the door faces are made of profiled and textured HDF boards. The interior of the door is reinforced with stabilizing honeycomb, which gives it strength, flexibility and easy maneuverability. The frame is a fixed model and is made of solid softwood.

The product is not painted, thus giving the buyers the opportunity to paint it in the color and shade they want.

The doors come as a frame + door leaf package, with hinges and lock mounted.

DIMENSIONS

Standard doors have the following complete door dimensions (leaf+frame):

2050 mm x 660 mm/760 mm/860 mm

2050 mm x 680 mm/780 mm/ 880 mm




VELTA
ANATOLIA



VELTA HDF



VELTA ECO



RIBBING PANELS

The MDF ribbing panel outlines a contemporary design dedicated to interior spaces. It is a complex product, which in addition to acoustic qualities also offers a special aesthetic side.



TECHNICAL INFORMATION:

The panels are made of FSC certified MDF elements, laminated with decorative foil, in different shades and colors, stapled on a 100% recycled, porous, black polyester support. It is used indoors, as decorative elements for civil and industrial buildings. The installation can be done directly on the wall or ceiling, vertically or horizontally, with adhesive, or on softwood slats, with black wood screws.

GENERAL CHARACTERISTICS:

MDF ribbing panels, laminated with decorative foil, 18 mm thick;

Support made of non-woven polyester fibers, 100% recycled, black;

COVERING DIMENSIONS:

300 x 2060 mm
600 x 2600 mm

TECHNICAL DETAILS

ACOUSTIC PANEL:

35mm wide MDF slats, foil-wrapped decor on black felt backing

DECORATIVE PANEL

45mm wide MDF slats, foil-wrapped decor on black 3mm MDF backing



WHITE MDF ACOUSTIC PANEL



BLACK MDF ACOUSTIC PANEL




ASH MDF ACOUSTIC PANEL




GREY MDF ACOUSTIC PANEL





CHAMPAGNE GREY MDF DECORATIVE PANEL



DECORATIVE MDF PANEL UNI GREY



OAK MDF DECORATIVE PANEL





+40 265 513 440

Velta Doors
Reghin, 545300, Mureș County, România,
Principală Street No 94

office@veltadoors.ro
www.veltadoors.ro

